



Idea Generation Manager
User Manual

Document Owner:	TXTe-solutions
Publication Date:	01/10/2016
Version:	v1.0

VERSION HISTORY

NBR	DATE	NOTES AND COMMENTS
v1.0	01/10/2016	First Version

DOCUMENT ACRONYMS AND DEFINITIONS


	Full Name/Explanation
PROVIDER	TXT e-solutions
SOFTWARE PRODUCT	IDEA GENERATION MANAGER
TXT	TXT e-solutions

Contents

1	Software Disclaimer	4
2	Introduction.....	4
3	User Manual for administrator.....	5
4	User Manual for Users.....	8

List of Figures

Figure 1 : Content types (Idea)	5
Figure 2: Idea fields management	6
Figure 3: Content types (Challenge)	7
Figure 4: Challenge fields management.....	7
Figure 5: home page.....	8
Figure 6: access page	8
Figure 7: Idea details.....	10
Figure 8: actions on ideas.....	10
Figure 9: Ideas Menu	11
Figure 10: Challenge details	12
Figure 11: Challenges menu	13

Project ID 636804	PSYMBIOSYS – Product – Service sYMBIOtic SYStem	
Date: 01/10/2016	Tangible / Intangible Assets as a Service User Manual	

1 Software Disclaimer

This SOFTWARE PRODUCT is provided by the PROVIDER "as is" and "with all faults." The PROVIDER makes no representations or warranties of any kind concerning the safety, suitability, lack of viruses, inaccuracies, typographical errors, or other harmful components of this SOFTWARE PRODUCT. There are inherent dangers in the use of any software, and you are solely responsible for determining whether this SOFTWARE PRODUCT is compatible with your equipment and other software installed on your equipment. You are also solely responsible for the protection of your equipment and backup of your data, and the PROVIDER will not be liable for any damages you may suffer in connection with using, modifying, or distributing this SOFTWARE PRODUCT.

2 Introduction

In accordance with the PSYMBIOSYS reference architecture the Symbiotic Platform for knowledge-sentiment innovation aims at providing the mechanisms and infrastructure required to foster knowledge-sentiment cooperative innovation in the design of product-service bundles.

The Symbiotic Knowledge-Sentiment Innovation Platform consists of three independent platforms, namely:

- **Professional Innovation Platform** with the purpose of facilitating access to knowledge sources within the enterprise.
- **Idea Generation Platform** that aims at facilitating open innovation in manufacturing by supporting ideation processes.
- **Crowd Innovation Platform** allowing a manufacturer to gain market-oriented insights and understand the crowd sentiment beyond the enterprise boundaries.

The three core methodological steps, i.e. Ideation (KS.1), Knowledge extraction (K.2) and Sentiment Analysis (S.2), correspond to the three almost distinct internal platforms, namely Idea Generation platform, Professional Innovation platform and Crowd Innovation platform. Apart from the obvious functional separation, this segmentation will greatly facilitate the development, reducing the overall complexity and allowing each development team to focus on clearly defined tasks.

In the next sections, the platforms **Idea Generation Platform** is documented independently all interaction points between the other platform are described in detail.

3 User Manual for administrator

After the installation of the software solution the administrator should access to the link <http://localhost:8080/idms/> admin to access to the modelling functionalities.

To model the idea click on <http://localhost:8080/idms/admin/structure/types> and you can customize the idea structure with these operations: edit, manage fields and manage display

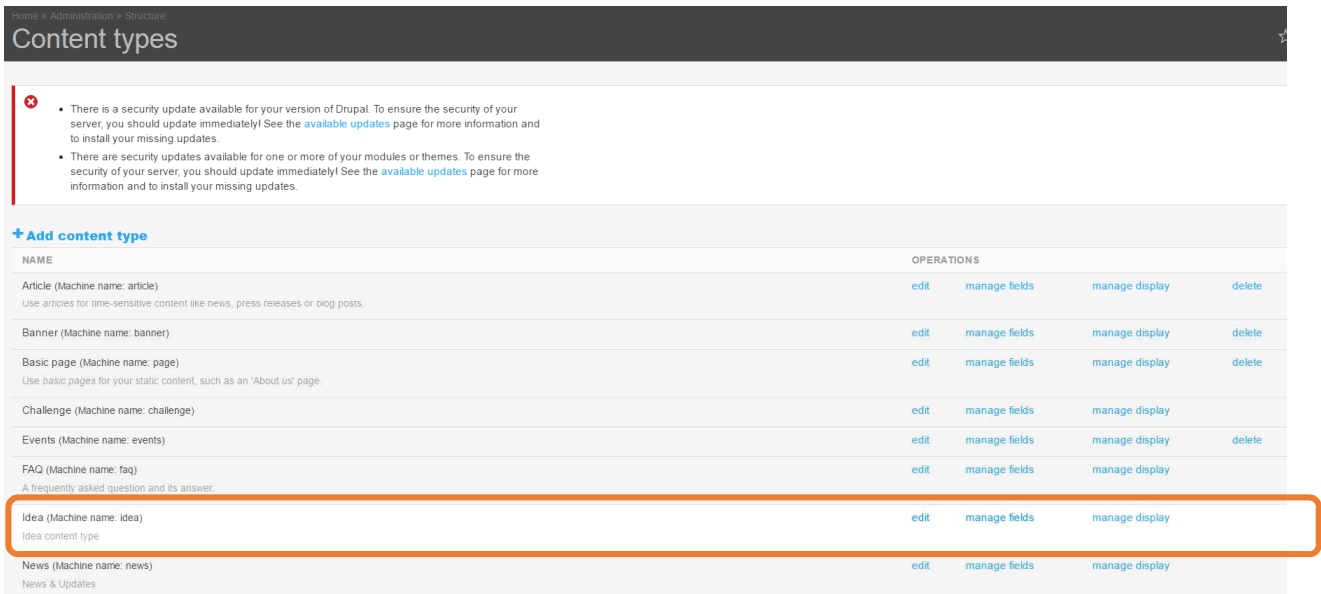


Figure 1 : Content types (Idea)

The idea structure including fields and mandatory elements can be very different among different end-users; for example in the PIACENZA case the target are customers absolutely not technical so the idea is very simple and composed by:

- Title**
- Description**

**mandatory fields

Home » Administration » Structure » Content types » Idea

Idea ☆

Edit **Manage fields** Manage display Comment fields Comment display

✖

- There is a security update available for your version of Drupal. To ensure the security of your server, you should update immediately! See the [available updates](#) page for more information and to install your missing updates.
- There are security updates available for one or more of your modules or themes. To ensure the security of your server, you should update immediately! See the [available updates](#) page for more information and to install your missing updates.

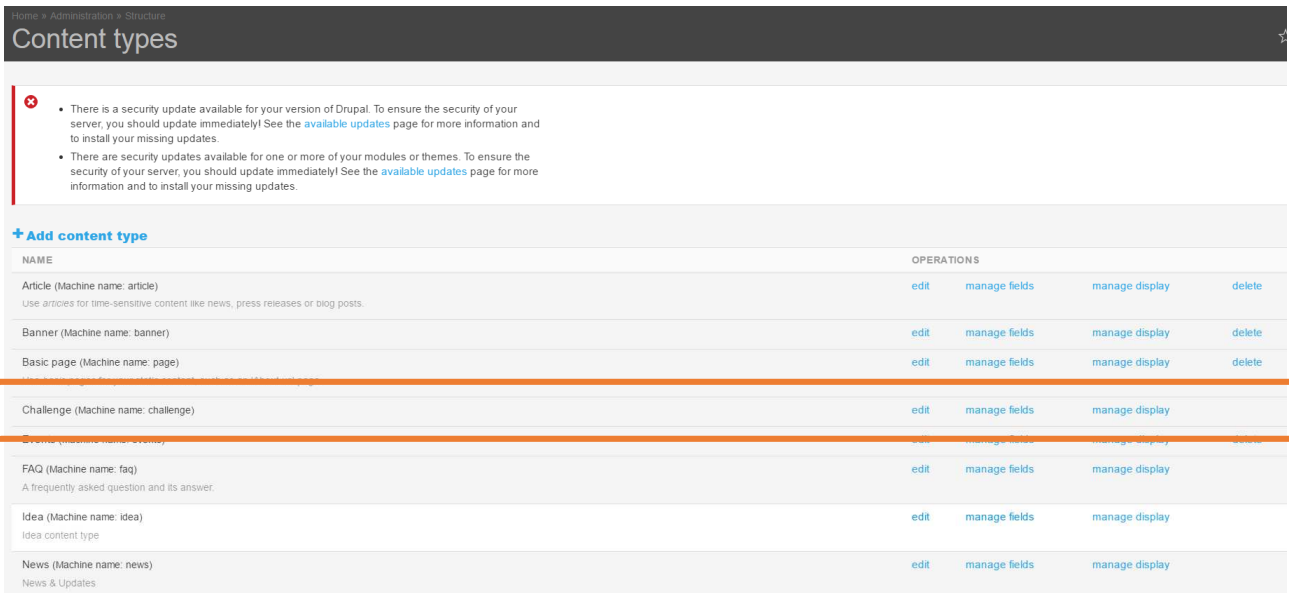
LABEL	MACHINE NAME	FIELD TYPE	WIDGET	OPERATIONS	
Title	title	Node module element			
Hashtags	field_hashtags	Term reference	Autocomplete term widget (tagging)	edit	delete
Category	field_category	Term reference	Select list	edit	delete
Vote	field_vote	Vote Up/Down	Vote Up/Down	edit	delete
Describe your idea	body	Long text and summary	Text area with a summary	edit	delete
Idea image	field_idea_image	Image	Image	edit	delete
In Action	field_in_action	List (text)	Select list	edit	delete
Merge to	field_merge_to	Entity Reference	Autocomplete	edit	delete
Is Part Of A Challenge	field_challenge_ref	Entity Reference	Select list	edit	delete

Figure 2: Idea fields management

On the contrary for technical ideas the idea can be much more complex like the following:

- Other co-editors (if applicable)
- Title**
- Description** (the description should allow the reader to understand the focal point and the modality by which it can be implemented)
- Target Users** (describes which are the beneficiaries of the idea)
- Major innovation aspect** (describe what is the essential element)
- Feasibility and Planning (identify an estimation of Resources and effort for the idea realization)
- Critical aspects (list which are the major risks)
- Competitors analysis (explain why this idea is different or complementary in respect with the state of the art)

To model the challenge click on <http://localhost:8080/idms/admin/structure/types> and you can customize the challenge structure with these operations: edit, manage fields and manage display. The management is the same of the Idea.



Home » Administration » Structure

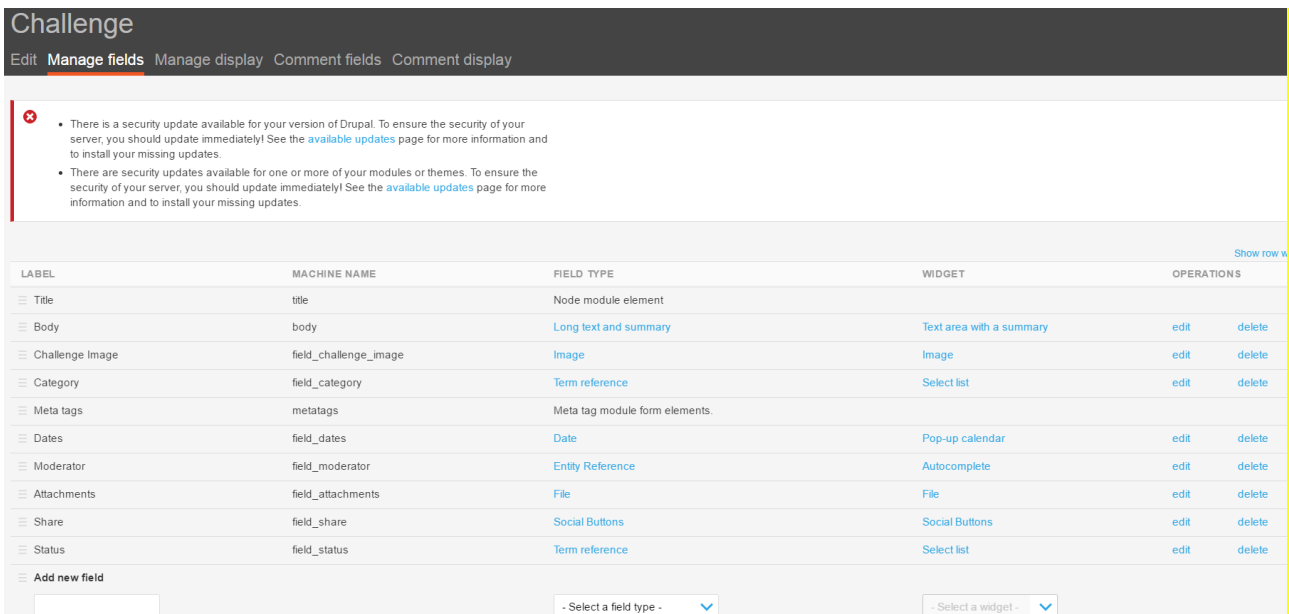
Content types

- There is a security update available for your version of Drupal. To ensure the security of your server, you should update immediately! See the [available updates](#) page for more information and to install your missing updates.
- There are security updates available for one or more of your modules or themes. To ensure the security of your server, you should update immediately! See the [available updates](#) page for more information and to install your missing updates.

+ Add content type

NAME	OPERATIONS
Article (Machine name: article) Use articles for time-sensitive content like news, press releases or blog posts.	edit manage fields manage display delete
Banner (Machine name: banner)	edit manage fields manage display delete
Basic page (Machine name: page)	edit manage fields manage display delete
Challenge (Machine name: challenge)	edit manage fields manage display
FAQ (Machine name: faq) A frequently asked question and its answer.	edit manage fields manage display
Idea (Machine name: idea) Idea content type	edit manage fields manage display
News (Machine name: news) News & Updates	edit manage fields manage display

Figure 3: Content types (Challenge)



Challenge

[Edit](#) **[Manage fields](#)** [Manage display](#) [Comment fields](#) [Comment display](#)

- There is a security update available for your version of Drupal. To ensure the security of your server, you should update immediately! See the [available updates](#) page for more information and to install your missing updates.
- There are security updates available for one or more of your modules or themes. To ensure the security of your server, you should update immediately! See the [available updates](#) page for more information and to install your missing updates.

LABEL	MACHINE NAME	FIELD TYPE	WIDGET	OPERATIONS
Title	title	Node module element		
Body	body	Long text and summary	Text area with a summary	edit delete
Challenge Image	field_challenge_image	Image	Image	edit delete
Category	field_category	Term reference	Select list	edit delete
Meta tags	metatags	Meta tag module form elements.		
Dates	field_dates	Date	Pop-up calendar	edit delete
Moderator	field_moderator	Entity Reference	Autocomplete	edit delete
Attachments	field_attachments	File	File	edit delete
Share	field_share	Social Buttons	Social Buttons	edit delete
Status	field_status	Term reference	Select list	edit delete
Add new field				
<input type="text"/>		<input type="text" value="- Select a field type -"/>	<input type="text" value="- Select a widget -"/>	<input type="text"/>

Figure 4: Challenge fields management

4 User Manual for Users

How to access to the platform

Access to the link of the platform; the link is different for each of the four end-users and public on the web (FIREFOX and CROME browsers are suggested) while the internal version of TXT is accessible only on the TXT VPN.




Figure 5: home page

Select “create new account” TAB if you are not already registered; “Log In” TAB otherwise.

After registration submission, you will receive an email confirming the registration (you must use the company email).

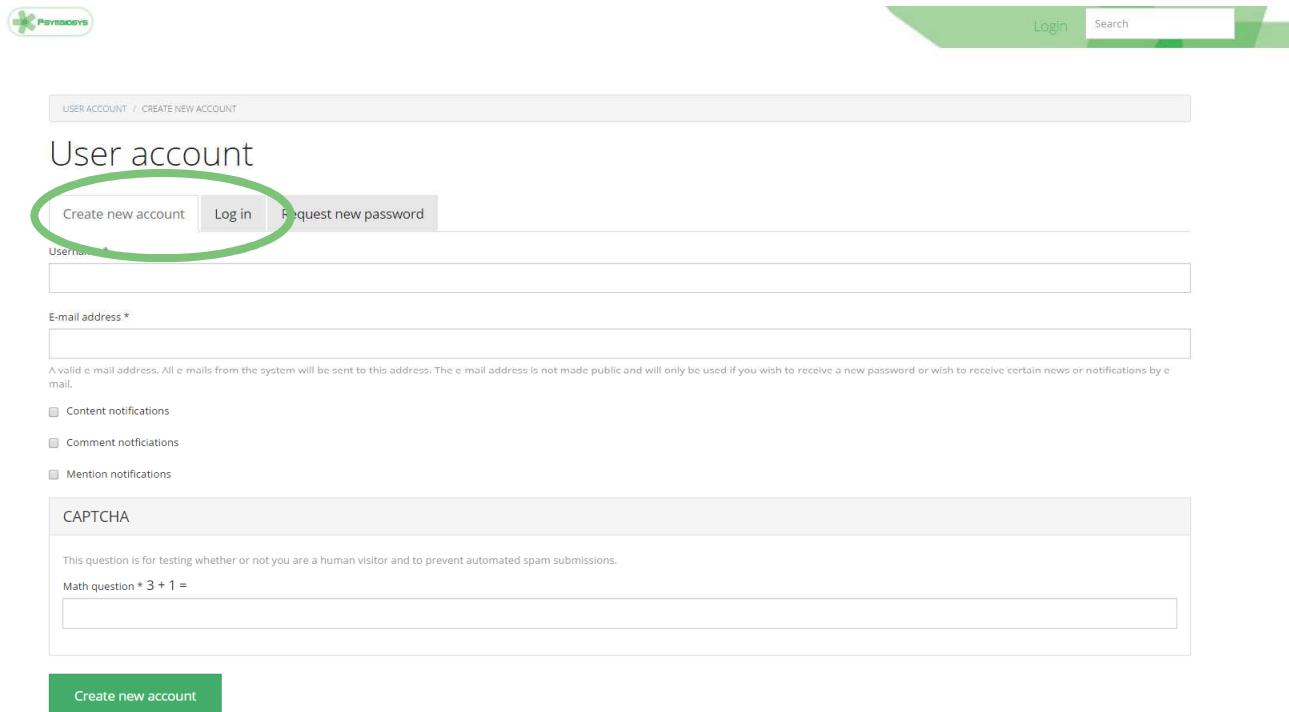
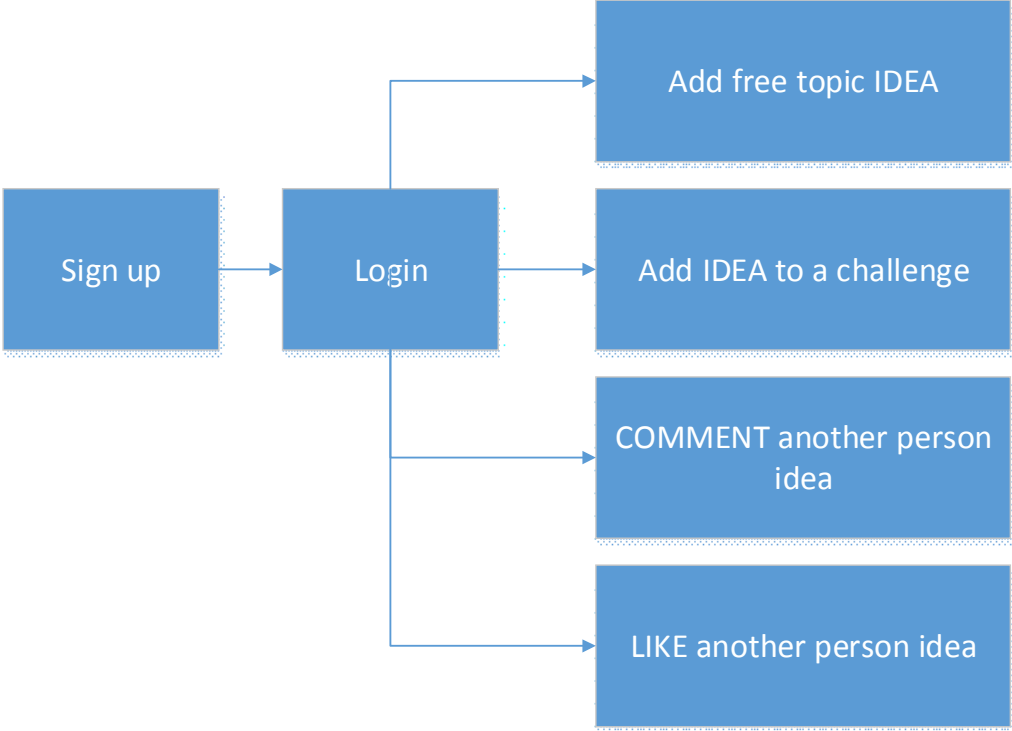


Figure 6: access page

Functionalities

The usage of the platform is very simple; after the registration, the user logs in the platform to get access to the four major functionalities. He can add ideas on a free topic or to a specific challenge and provide valuable inputs to other ideas by commenting them or rating by likes.



Ideas

The idea is the major contribution you can do in the platform.

What's your idea for a new PRODUCT/SERVICE?

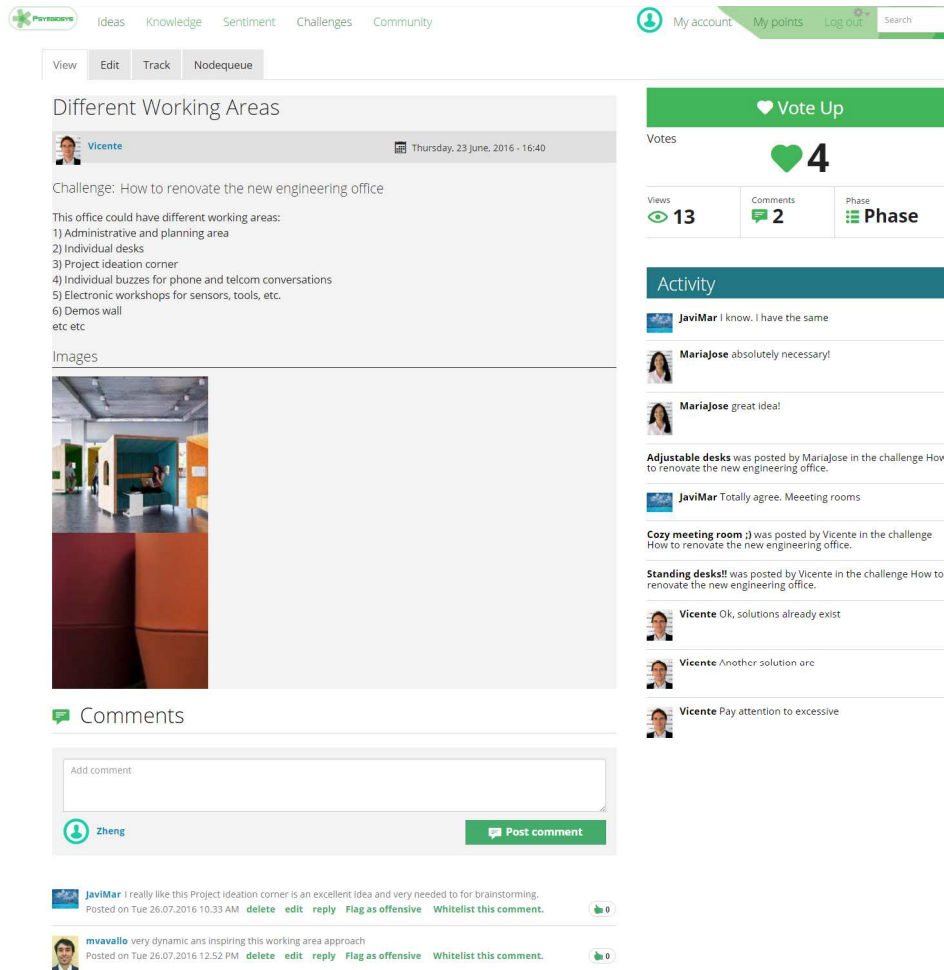


Figure 7: Idea details

Possible actions on ideas are:

- Voting** - Displays the number of votes and allows a +/- (up-down) vote on each idea. Each member can vote one time on each idea
- View Activity log** - Displays the recent activity of community members (the other contributors) on the idea
- Comment** – visualize the comments from and all the previous comments

User points - For each activity on the website (adding an idea, commenting, voting) the user earns points. The number of points for each action is configurable.

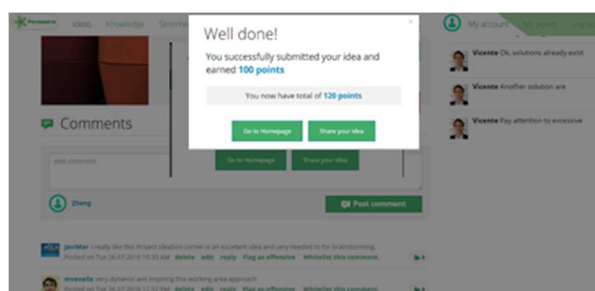


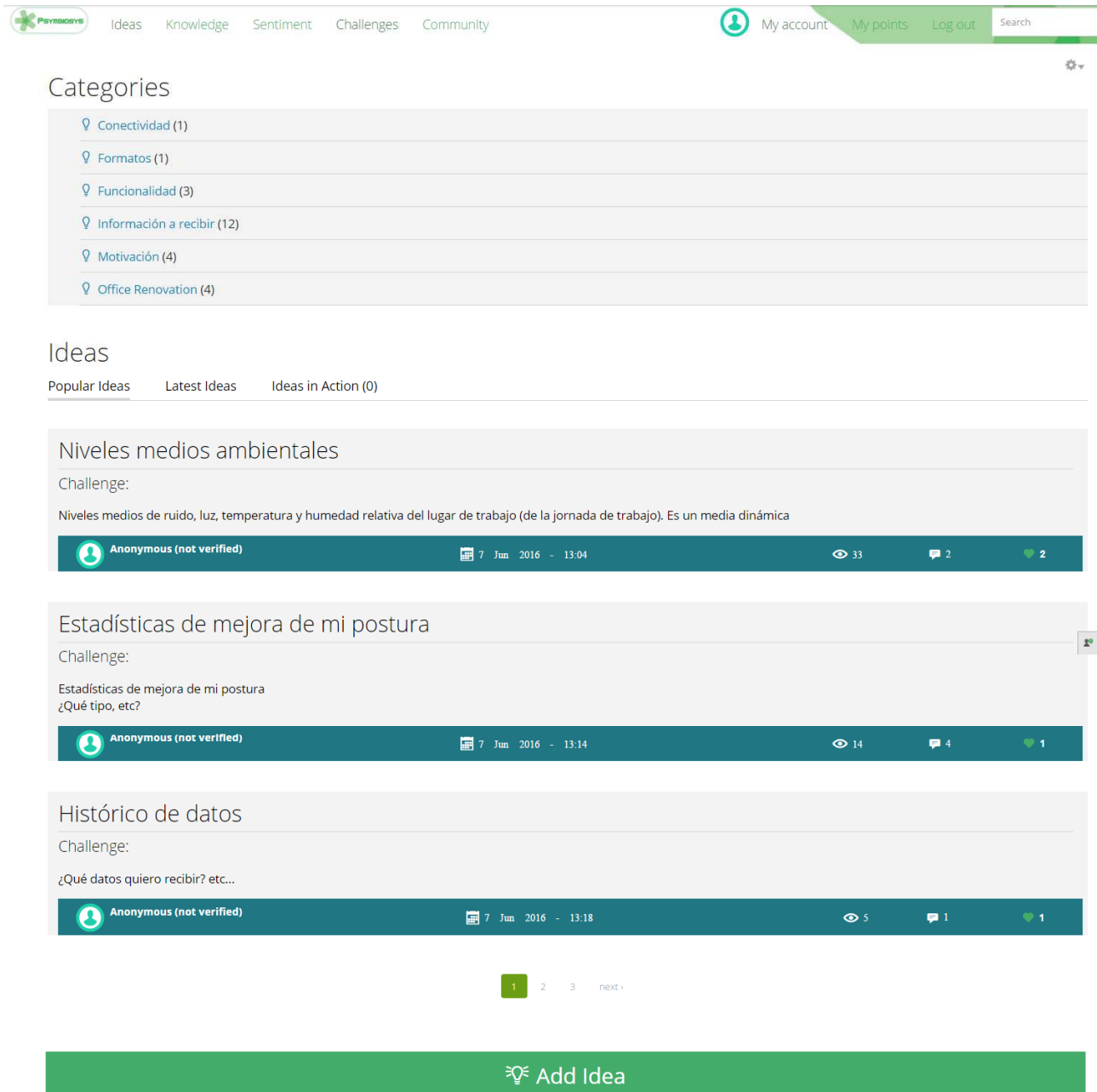
Figure 8: actions on ideas

Ideas menu

The button “ideas” in the menu shows you:

- Popular ideas: most rated
- Latest ideas: last uploaded
- Ideas in action: all ideas

At the bottom of the page, in light blue, there is the button to add your idea.



The screenshot displays the PSYMBIOSYS web interface. At the top, a navigation bar includes 'Ideas', 'Knowledge', 'Sentiment', 'Challenges', and 'Community'. A user profile section shows 'My account', 'My points', and 'Log out'. Below the navigation, a 'Categories' section lists: 'Conectividad (1)', 'Formatos (1)', 'Funcionalidad (3)', 'Información a recibir (12)', 'Motivación (4)', and 'Office Renovation (4)'. The 'Ideas' section is active, with tabs for 'Popular Ideas', 'Latest Ideas', and 'Ideas in Action (0)'. Three idea cards are shown:

- Niveles medios ambientales**: Challenge: Niveles medios de ruido, luz, temperatura y humedad relativa del lugar de trabajo (de la jornada de trabajo). Es un media dinámica. Anonymous (not verified), 7 Jun 2016 - 13:04, 33 views, 2 comments, 2 likes.
- Estadísticas de mejora de mi postura**: Challenge: Estadísticas de mejora de mi postura ¿Qué tipo, etc?. Anonymous (not verified), 7 Jun 2016 - 13:14, 14 views, 4 comments, 1 like.
- Histórico de datos**: Challenge: ¿Qué datos quiero recibir? etc... Anonymous (not verified), 7 Jun 2016 - 13:18, 5 views, 1 comment, 1 like.

At the bottom of the page, there is a green button labeled 'Add Idea' with a lightbulb icon.

Figure 9: Ideas Menu

Challenges

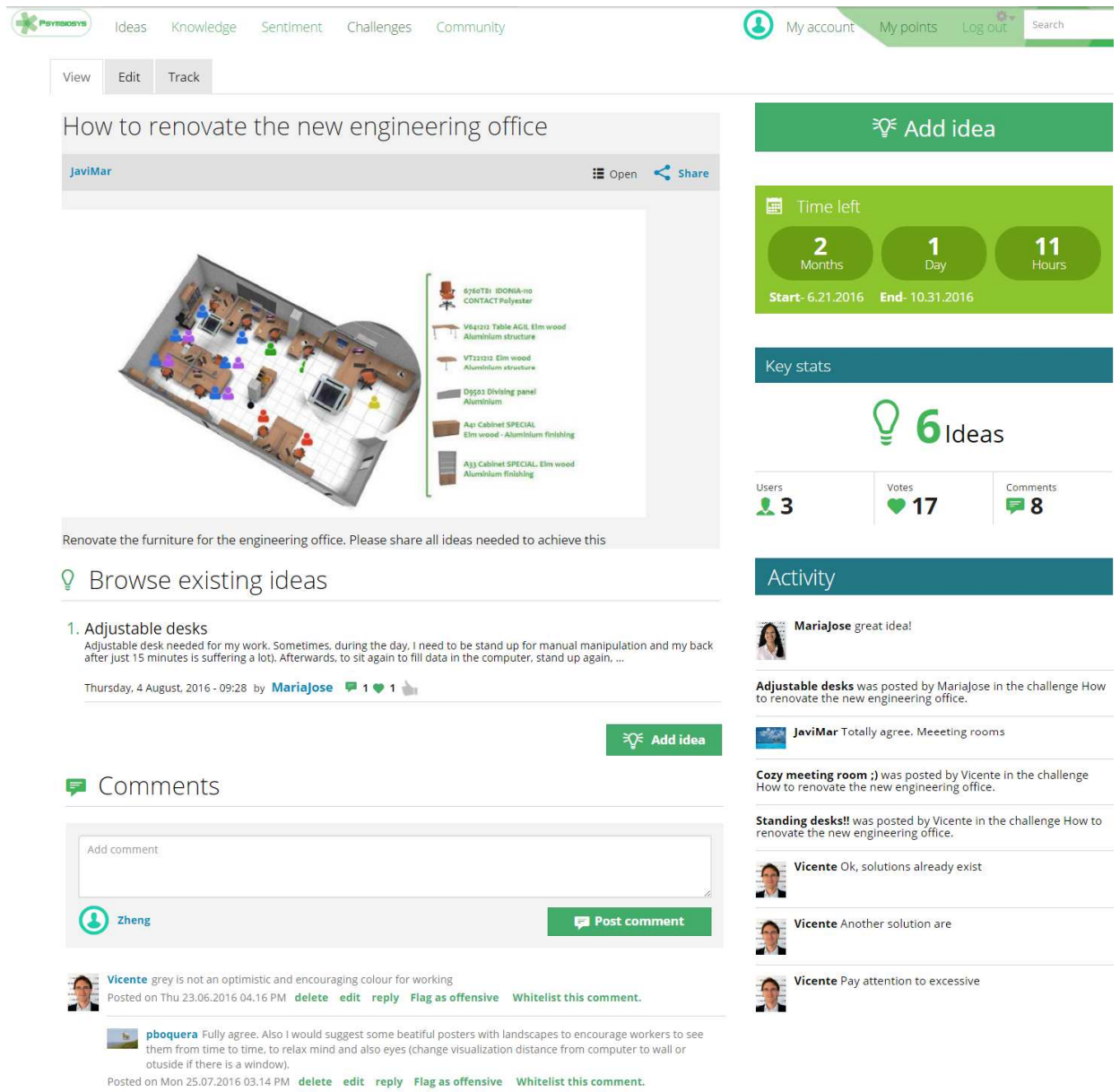
Challenges are suggestions of topics where to focus with ideas.

How to solve this?

Challenge structure and Actions

Opening on challenge you can access to its details and interact

- Browse submitted ideas and interact with them (like, comment, etc.)
- Add new idea
- See key stats
- See activities trace



The screenshot shows the PSYMBIOSYS web interface for a challenge titled "How to renovate the new engineering office". The page includes a navigation bar with "Ideas", "Knowledge", "Sentiment", "Challenges", and "Community". The challenge title is displayed prominently, along with the creator's name "JaviMar" and options to "Open" or "Share". Below the title is a 3D rendering of an office layout with a legend listing furniture items such as "6746TR IDONIA-110 CONTACT Polyester", "V64212 Table AGIL Elm wood Aluminium structure", and "A41 Cabinet SPECIAL Elm wood - Aluminium finishing". A "Time left" section indicates 2 months, 1 day, and 11 hours remaining, with a start date of 6.21.2016 and an end date of 10.31.2016. Key stats show 6 ideas, 3 users, 17 votes, and 8 comments. An "Activity" section lists recent interactions, including a "great idea" by Mariajose and comments by JaviMar and Vicente. A "Comments" section at the bottom shows a comment by Vicente and a reply by pboquera.

Figure 10: Challenge details

Challenges Menu

Clicking on the “Challenges” menu button you access to the list of open challenges and their statistics.

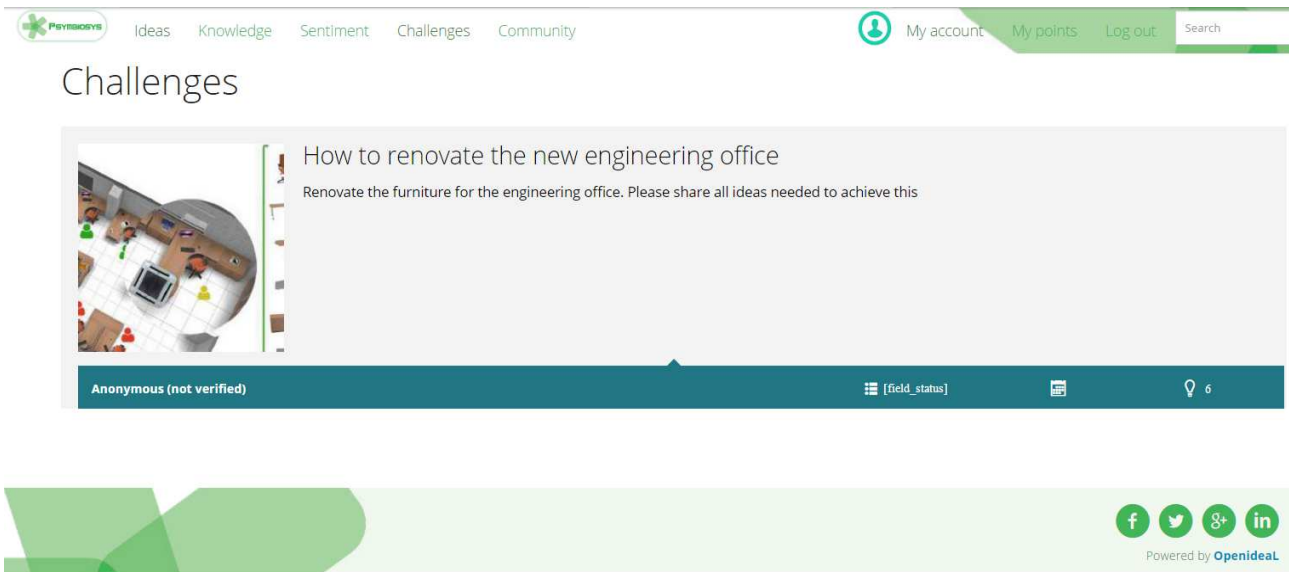


Figure 11: Challenges menu